

Prayer Space Report

St Nicolas & St Marys

28th to 30th November 2018


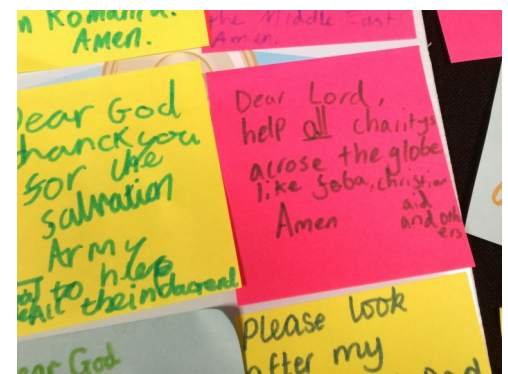


This is a record of the Prayer Space which took place at *St Nicolas & St Marys Primary School* in November. Students had the opportunity to explore faith and spirituality from a broadly Christian perspective in a safe, creative and interactive way. Seven prayer zones were created, each looking at a different topic that students could reflect on and pray about. Students in years R-3 visited the Prayer Space for half an hour during lesson time and were guided through the space in small groups. Older classes had slightly longer in the Prayer Space and could explore the activities independently and at their own pace. Over 400 students visited the Space during the week.



Contact: schools@offthefence.org.uk

Resisting poverty.
Empowering people.
Restoring hope.



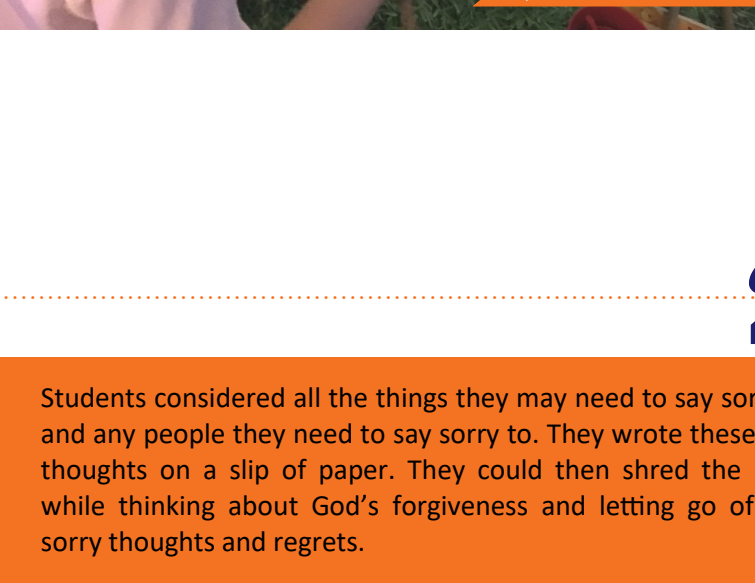
The Prayer Zones



Thank You Ducks

1

This fun activity encouraged students to think of the things they are thankful for. They hooked a duck out of a small paddling pool and then, looking at the number on the base of their duck, they found the corresponding poster image for their number and wrote a thank you prayer inspired by that topic.



Sorry Shredder

2

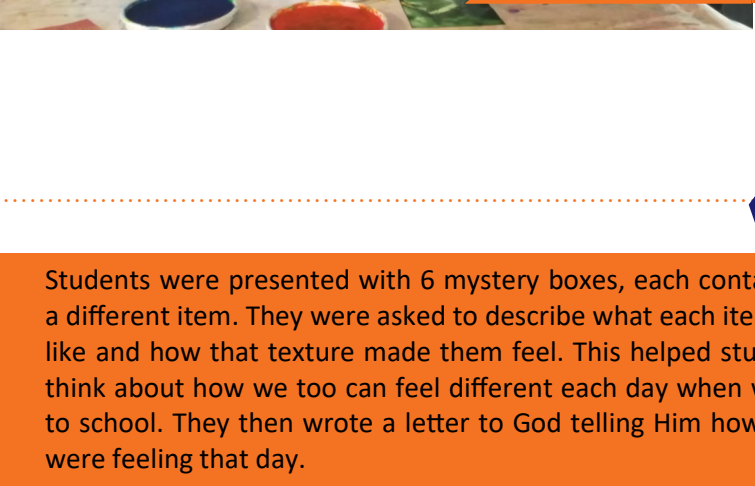
Students considered all the things they may need to say sorry for and any people they need to say sorry to. They wrote these sorry thoughts on a slip of paper. They could then shred the paper while thinking about God's forgiveness and letting go of their sorry thoughts and regrets.



Transformation Butterflies

3

This creative activity encouraged students to think about the transformation a caterpillar goes through to become a butterfly and other things they know of that transform or change. Students talked about the changes that happen in their lives and to the world around them. If they wanted to they could ask God to help them as they themselves grow, learn and transform.



Feely Boxes

4

Students were presented with 6 mystery boxes, each containing a different item. They were asked to describe what each item felt like and how that texture made them feel. This helped students think about how we too can feel different each day when we go to school. They then wrote a letter to God telling Him how they were feeling that day.

The Prayer Zones



5

This activity encouraged students to think about their basic needs (food, water, shelter, cleanliness, safety) and consider people who are less fortunate than themselves. They collaged a paper plate of food and then wrote a prayer for people in their community, school, city or country who are in need.

Feed The World



6

Students read some fact sheets about Christian charities that work in other countries around the world. As a response to what they read students then wrote a prayer for a country or the work of that charity. They placed their prayer onto the world map with a candle which represented bringing God's goodness and light to that place.

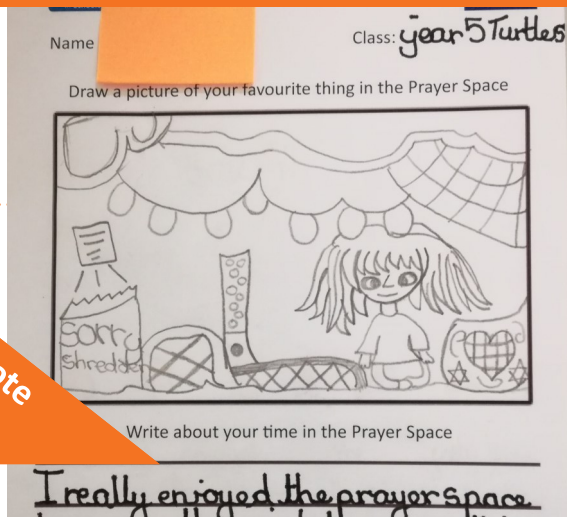
Our World



7

The story tent focused on the story of 'Paul's Miraculous Escape From Prison' which can be found in the book of Acts 12:1-19. Students listened to the story from the Bible and then wrote or drew their response to the story answering the question 'what do you think this story teaches us about prayer?'

Story Tent



"i thought that this was the best Prayer Space yet. i loved how different it was to last year. i liked the 'light a candle' one. i thought that it was a place of peace."

Year 6 student

Quote

Feedback



“i could really express my feelings to God. i liked the shredding so we can say sorry to God.”

Yr4 Student

“i liked hook a duck because instead of a prize you got to do a prayer.”

Yr3 Student

“i enjoyed the prayer space more than ever before this year because there were more things to do. My favourite was the reading one because the story gripped me and it was comfortable and relaxing.”

Yr6 Student

“it was calming and the atmosphere was magical and i felt a lot closer to God.”

Yr5 Student

“Brilliant. Spectacular. i loved the bubble machine!”

Yr3 Student

