



Year 3 Home Learning Journey Activities – Week 3



Reading (15 minutes)	To be completed:	Writing (30 minutes)	Maths (30 minutes)
<p>Read for 15 minutes, then chose one activity</p> <p>📖 Collect a word bank from a book and look up definition.</p> <p>📖 Design a character map for a character from your book.</p> <p>📖 Write a book review.</p> <p>📖 Write an alternative ending or chapter for a book.</p> <p>📖 Read dramatically or perform for someone.</p>	Monday	<p>10 minutes: Spelling Tutor 20 Minutes: Instructions</p> <p>In the Spring term, we learnt how to write instructions for a fruit smoothie. Can you remember the features of instruction writing?</p> <p>Have a go at writing your own instructions for making a sandwich. Remember to upload your work onto SeeSaw.</p>	<p>Week 3, Day 1: Flash back 4</p> <p>White Rose Maths - https://whiterosemaths.com/homelearning/year-3/ Week 1, Lesson 1 – Unit and Non Unit fractions.</p> <p>Watch the video, complete the activity and then use the answer sheet to mark it.</p>
	Tuesday	<p>10 minutes: Spelling Tutor 20 Minutes: Pobble 365 Daily Pobble Focus: Solitary Existence Page 7</p> <p>Up-level the 'sick-sentences' about the picture, 'Solitary Existence'.</p> <p>★ Write a story about the person who lives in this place. Why do they live here? How did they find this place? What is there life like here?</p>	<p>Week 3, Day 2: Flash back 4</p> <p>White Rose Maths - https://whiterosemaths.com/homelearning/year-3/ Week 1, Lesson 2 – Making the Whole</p> <p>Watch the video, complete the activity and then use the answer sheet to mark it.</p>
	Wednesday	<p>10 minutes: Spelling Tutor 20 Minutes: Instructions</p> <p>Did you remember to include imperative (bossy) verbs and adverbs in your instructions? Did you use words such as 'Firstly', 'Next' or 'After that'?</p> <p>Use a different coloured pen to edit your work and up-level your instructions.</p> <p>If you remembered all of these features in your writing, there is a copy of a set of instructions on the website. Can you edit and improve this version?</p>	<p>Week 3, Day 3: Flash back 4</p> <p>White Rose Maths - https://whiterosemaths.com/homelearning/year-3/ Week 1, Lesson 3 – Tenths.</p> <p>Watch the video, complete the activity and then use the answer sheet to mark it.</p>



Year 3 Home Learning Journey Activities – Week 3



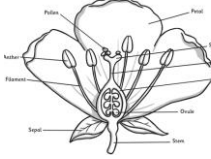






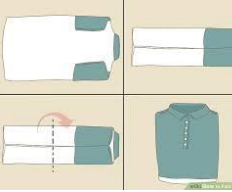
	Thursday	<p>10 minutes: Spelling Tutor 20 Minutes: Pobble 365 Daily Pobble Focus: Moon Landing Page 8</p> <p>Create your own drawing of what the surface of the Moon might be like before describing what you think you would see. Use expanded noun phrases (see link on website) to make your description exciting.</p> <p>★ Add sentences to describe all of your senses (e.g. How would you feel in this place? What would you hear?).</p>	<p>Week 3, Day 4: Flash back 4</p> <p>White Rose Maths - https://whiterosemaths.com/homelearning/year-3/ Week 1, Lesson 4 – Count in tenths.</p> <p>Watch the video, complete the activity and then use the answer sheet to mark it.</p>
	Friday	<p>10 minutes: Spelling Tutor 20 Minutes: Instructions</p> <p>Have you included an introduction to your set of instructions? Did you begin with a rhetorical question? Have you remembered a list of ingredients and equipment?</p> <p>If so, you should be ready to redraft. Remember to use your neatest handwriting and set your instructions out carefully.</p> <p>★ If your parents give you permission, you could upload a video of you reading your instructions aloud on to SeeSaw for the rest of the class to enjoy.</p>	<p>Week 3, Day 5: Flash back 4</p> <p>White Rose Maths - https://whiterosemaths.com/homelearning/year-3/ Week 1, Lesson 5 – Tenths as a decimal</p> <p>Watch the video, complete the activity and then use the answer sheet to mark it.</p>



Year 3 Home Learning Journey Activities – Week 3



Choose 2 activities per day from the table below and spend 30-60 minutes in total on them:

<p>Science Weekly activity: <u>Fantastic Flowers</u> On our website, there is a PowerPoint to explore the parts of a flower and discover their role in pollination and fertilisation.</p> <p>Use the picture of the flower to spot and label all of the different parts of the flower.</p> 	<p>PE Weekly activity: <u>The Body Coach</u> Join in with Joe Wicks, the body coach, as he guides everyone through a PE lesson at 9am every morning.</p> 	<p>PSHE Gratitude Create a page to show all of the things that you are grateful for. You could write your ideas as sentences or in bubble writing words or even in drawings.</p> 	<p>French Weekly activity: <u>A French Speaking World</u> Can you find all of the hidden names of French speaking countries?</p> <p>Use the word search saved on the website to find out where French is spoken around the world.</p> 	<p>RE Weekly activity: During the next 2 weeks please consider the following Big Question: <i>Why do Christians call the day Jesus died Good Friday?</i> (It is optional to write a response).</p> <p>Task: Use the PDF RE Week 3 - Easter Expert saved on the website. Watch the 'What is Easter?' film and print/copy and complete the 'Holy Week' table on page 2.</p> <p>★ Complete pages 3 and 4</p>
<p>Art/Design Technology Weekly activity: <u>Roman Shields</u> Use the PowerPoint on the website to learn about Roman shields.</p> <p>You can use the PowerPoint to find out about how Roman shields were decorated and then design your own.</p> 	<p>Topic Weekly activity: <u>Roman Soldiers</u> Use the PowerPoint on the website to find out what a Roman soldier would have worn and why. Draw your own Roman soldier in their uniform and label each part. Can you add a fact to each label? ★</p> 	<p>ICT Weekly activity: <u>The Romans</u> Use Kiddle (the children's search engine) to find out 5 interesting facts about the romans.</p> <p>Write these as did you know facts to share on SeeSaw.</p> 	<p>Music Weekly activity: Use the document Week 3 Year 3 Rhythm Sheet. Have a go at clapping the rhythm and then clapping your own!</p> <p>Use this youtube clip https://www.youtube.com/watch?v=bM5njpVGwV0</p> <p>(Link is also on the website)</p> <p>(from 40 second in) and have a go at the body beat!</p>	<p>Life Skills Weekly activity: <u>A Helping Hand</u> Think of ways that you could help out around the house.</p> <p>One suggestion could be practising folding and putting away your own clothes. Another might be washing up.</p> 

Optional extra activities:

TT Rockstars, Sumdog, Spelling Tutor, Year 3/4 spelling list

Watch Mr Etherton's (and Mrs Badger's) daily 'Awesome Assembly' on You Tube