



5/5/2020

Dear Sir/Madam,

We are writing to you to ask if you would be interested in getting your school involved in a local project that we, Tazzie Dixon and Alice Baddeley have set up called A Stitch In Our Time.

The project started from a conversation had one sunny morning on the beach about documenting this current pandemic. From there we came up with the idea to get our community together to create a large quilt made from individual squares of fabric that people have designed and sewn a picture onto to depict how they feel or what they are going through or who they are missing. In-fact we decided that anything goes so even those who cannot sew could just do their initials.

What we would love is for all the schools to be a part of this project. An idea is that the project could be part of their home schooling schedule and pupils could write a small piece to accompany their sewn patch so that it can be documented. We want as many people as possible to take part in this project and not only bring our community together but make history together.

Once the patchwork quilt is sewn together we will display it somewhere in Shoreham - hopefully the Sky gallery in the Shoreham Centre. We would also be happy to bring it to the school for all the children to see. After that we hope to donate it to the Worthing Hospital.

We have included a step by step guide with this letter that can be sent out to parents and children. If the parents need help with finding materials, there are lots of people in the community offering bits and bobs and there are many of us happy to deliver.

The Facebook page we have set up **A Stitch In Our Time** is proving to be a great place for people to show what they have made and to ask for help with the project so we would encourage those who can to come on board. But understandably not everyone has Facebook so we have set up an email address [stitchinourtime@gmail.com](mailto:stitchinourtime@gmail.com) so people can get in touch with us.

We hope you like our idea and we hope the children do too. We really do want to include everyone.

Please feel free to contact us if there is anything we can do to help or anything you need to know.

We also hope that you and those at your school are well and keeping safe.

Kind Regards,

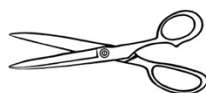
Two handwritten signatures in black ink. The first signature is 'Tasmin Dixon' and the second is 'Alice Baddeley'.

Tasmin Dixon & Alice Baddeley  
[stitchinourtime@gmail.com](mailto:stitchinourtime@gmail.com)

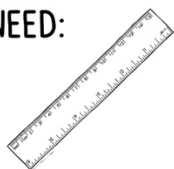
# A STITCH IN OUR TIME

HELP MAKE A PIECE OF HISTORY IN THE FORM OF A PATCHWORK THROW WITH THE SHOREHAM BY SEA COMMUNITY SEWING PROJECT - A STITCH IN OUR TIME.

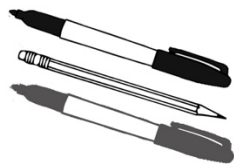
## WHAT YOU WILL NEED:



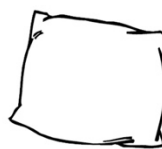
SCISSORS



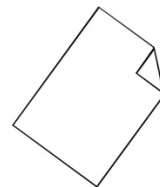
RULER



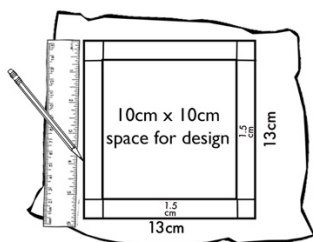
PENCIL, BLACK MARKER, PEN




ANY PIECE OF FABRIC



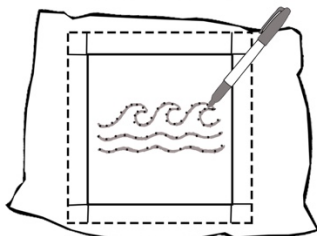
PAPER



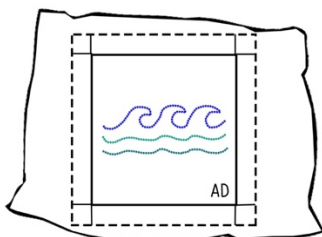
1. On your fabric mark out a 13cm x 13cm (5.5"x5.5") Square. Also mark out a seam allowance of 1.5cm (0.6"). You will be left with a space of 10cm x 10cm (3.9"x3.9") for your design.



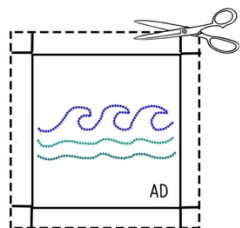
2. Pencil sketch a design on your paper and then mark it out with a black marker.



3. Prepare your fabric for sewing your pattern on. A suggestion would be to put your black marker design underneath the fabric and trace a dotted pattern using a light grey pen.



4. Sew on your pattern and add your initials or full name.



5. Cut out your 13cm x 13cm square carefully. Fabric scissors will work best but not essential. Post it through the SOLD shop letterbox (62 High St, Shoreham-by-Sea BN43 5DB) by 30 July 2020.



FIND US ON FACEBOOK & POST YOUR CREATION: A STITCH IN OUR TIME  
CONTACT US: STITCHINOURTIME@GMAIL.COM

