

amazon

Building Learning Power Days 2020 Thursday 30th April and Friday 1st May

DO YOU HAVE A BUSINESS IDEA?

You have probably heard of the online business Amazon. An online business does not have any shops, they show you everything you can buy on their website instead. Your family may have ordered from it, you could ask someone to show you the website.



Above: Jeff Bezos

Did you know the man that started this business set it up from his parent's garage? He had an idea that he wanted to sell everything but started off just selling books.

Could you be the next Jeff Bezos? Here is your challenge:

Talk to your adults at home and find out if anyone in your family or people you know have ever set up their own business (perhaps a shop, website, or are they a builder, hairdresser or DJ). It would be great if you could walk to them about their business.

You could ask them:

- To tell you why they decided to do what they do
- What they find easy and hard
- Do they enjoy their job?
- Do they have any staff (people who work for them)?

You don't have to write the answers down in your exercise book unless you want to.

If you could use your talents to set up a business from home what would you sell? Can you think of something you could make to sell such as: cakes, jewellery, birthday cards, a card game or board games, clean cars, I am sure you can think of lots of others!



You can choose whether you want to make your own business or if you want to share ideas that your family has and work with brothers, sisters, adults, etc. Please do any writing in exercise book or on paper labelled 'Building Learning Power Days 2020'. You can spend 2 days working on these activities.

Activity 1



Decide what your business will be, think of a name for your business and design a logo. *Do this in your exercise book.*

Here are some examples:



Do you recognise any of these logos? Can you find any logos around your house?

Clue: You might find them in clothes, food, electronic items like TVs, mobile phones, etc or TV adverts.

Activity 2

Think about what you would need to make whatever you are going to sell. Can you write a list of what you will need? *Do this in your exercise book.*

For example, if I was going to set up a face painting business I would need to buy:

- ✓ Face paints
- ✓ Brushes
- ✓ Small sponges
- ✓ Face wipes (in case I do it wrong!)



Activity 3

If your business gets bigger you will need to employ people. That means they would be your staff and you would pay them their wages. Talk about with an adult:





- How many days a week do you think they should work for you?
- How many days off would you give them each week?
- How much would you like to pay them?



Again, you don't have to write your answers down unless you want to.

Activity 4

You will have met the school 'Building Learning Power' characters at school and in this week's Awesome Assemblies on YouTube. With an adult, read and talk about the information below. Talk about when you or your staff will need to do the things the characters remind us to do. For example, when is it important to listen carefully? Why is it important not to rush?

 <p>Sensible Squirrel Listens and thinks carefully. Asks big questions. Looks for links and patterns. Uses resources to help her understand.</p>	 <p>Team Ant Chooses sensibly whether to work alone or in a team. Shares ideas without taking control. Respects others ideas and feelings. Looks for role models to learn from.</p>
 <p>Wise Owl Chooses what he needs for an activity carefully. Stops and checks his learning in case there is a better way. Links his learning to real-life. Talks about his learning and how he could get better.</p>	 <p>Tough Tortoise Concentrates and doesn't get distracted. Takes risks and learns from his mistakes. Doesn't rush. Doesn't give up easily</p>



STAR CHALLENGE (optional part of Activity 4):

If you are able to it would be great to interview someone in your house for the job!



Activity 5

Create a poster or TV advert for your business and upload it to Seesaw. **Do this in your exercise book.**

Make sure you include:

- ✓ What your business is called
- ✓ Your logo
- ✓ How much you charge
- ✓ A picture of what you sell

We can't wait to hear about your business ideas when we are back at school!

Good luck!

Mrs Westcott

