



Year 3 Home Learning Journey Activities – Week 7



Reading (15 minutes)	Complete	Writing (30 minutes)	Maths (30 minutes)
<p>Read for 15 minutes, then chose one activity</p> <p>📖 Collect a word bank from a book and look up definition.</p> <p>📖 Design a character map for a character from your book.</p> <p>📖 Write a book review.</p> <p>📖 Write an alternative ending or chapter for a book.</p> <p>📖 Read dramatically or perform for someone.</p>	Monday	<p>10 minutes: Spelling Tutor 20 Minutes: Roman Acrostic Poem</p> <p>Main Task: Have a go at writing a Roman acrostic poem. Use the LITERACY – Acrostic Poetry template and word banks to help you.</p> <p>★ Star challenge: Could you make your poem rhyme? Or perhaps use some similes or metaphors for description? You could record a reading of your poem and share it on SeeSaw for everyone to enjoy.</p>	<p>We are now using BBC Bitesize Daily Lessons for our Maths learning. Click on the link and complete the Maths lesson on that day!</p> <p>Maths: 18/05/20 https://www.bbc.co.uk/bitesize/tags/zmyxxyc/year-3-and-p4-lessons/1</p>
	Tuesday	<p>10 minutes: Spelling Tutor 20 Minutes: Roman Battle Senses Poem</p> <p>Listen to an extract from 'I Am A Roman Soldier' http://www.poemhunter.com/poem/i-am-a-roman-soldier/ and create a word bank for sights, sounds and smells from the battle.</p> <p>Main Task: Have a go at writing a Roman battle senses poem. Use the LITERACY – Roman Battle Senses Poem sheet to help you.</p> <p>★ Star Challenge: Add <u>adverbs</u> or <u>adjectives</u> to your senses poem e.g. <i>Feet pounding frantically</i> <i>Deafening swords crashing</i> <i>The echo of hearts pounding</i></p>	<p>We are now using BBC Bitesize Daily Lessons for our Maths learning. Click on the link and complete the Maths lesson on that day!</p> <p>Maths: 19/05/20 https://www.bbc.co.uk/bitesize/tags/zmyxxyc/year-3-and-p4-lessons/1</p>
	Wednesday	<p>10 minutes: Spelling Tutor 20 Minutes: BBC Bitesize Daily Lesson (English): Using subordinating conjunctions 20.05.20 https://www.bbc.co.uk/bitesize/tags/zmyxxyc/year-3-and-p4-lessons/1</p> <p>Have a go at this online lesson made by BBC Bitesize. Watch the video/s and complete the activities.</p>	<p>We are now using BBC Bitesize Daily Lessons for our Maths learning. Click on the link and complete the Maths lesson on that day!</p> <p>Maths: 20/05/20 https://www.bbc.co.uk/bitesize/tags/zmyxxyc/year-3-and-p4-lessons/1</p>



Year 3 Home Learning Journey Activities – Week 7






	Thursday	<p>10 minutes: Spelling Tutor 20 Minutes: Poetry Performance</p> <p>Choose one of the following poems:</p> <ul style="list-style-type: none">• Your Roman acrostic poem;• Your Roman battle senses poem;• The extract from 'I Am A soldier' (Tuesday's lesson) <p>Try to learn it off by heart (e.g. without reading it) and create a poetry performance. You could try adding actions, you could read the poem dramatically or you could even add backing music to rap or sing the poem you choose.</p> <p>You can perform this to someone at home or, if you feel brave, record this on to SeeSaw for your classmates to enjoy.</p> <p>★ Star Challenge: Leave friendly feedback for anyone who uploads their poetry work on SeeSaw.</p>	<p>We are now using BBC Bitesize Daily Lessons for our Maths learning. Click on the link and complete the Maths lesson on that day!</p> <p>Maths: 21/05/20 https://www.bbc.co.uk/bitesize/tags/zmyxxyc/year-3-and-p4-lessons/1</p>
	Friday	<p>10 minutes: Spelling Tutor 20 Minutes: BBC Bitesize Daily Lesson (Reading) 'You're A Bad Man Mr Gum' by Andy Stanton 22.05.20</p> <p>https://www.bbc.co.uk/bitesize/tags/zmyxxyc/year-3-and-p4-lessons/1</p> <p>Have a go at this online lesson made by BBC Bitesize. Watch the video/s and complete the activities.</p>	<p>We are now using BBC Bitesize Daily Lessons for our Maths learning. Click on the link and complete the Maths lesson on that day!</p> <p>Maths: 22/05/20 https://www.bbc.co.uk/bitesize/tags/zmyxxyc/year-3-and-p4-lessons/1</p>



Year 3 Home Learning Journey Activities – Week 7




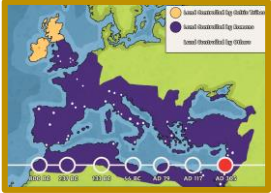
All these activities need to be completed over the next two weeks. With the exception of RE, which you need to complete weekly. There will be a new RE activity set next week.

<p>Science Weekly activity: <u>Light Sources</u></p> <p>Use the Science – (ASE) Sources of Light Presentation for this week's science activity.</p> 	<p>PE <u>Active Sussex</u> Take part in this week's challenge on www.activesussex.org and submit your best result for the week here: https://www.activesussex.org/scorecard/</p> 	<p>Speaking and Listening Watch: https://www.youtube.com/watch?v=hqlbEHNqbPs and https://www.youtube.com/watch?v=dNSwnCS-k5Y</p> <p>Choose a favourite picture book or chapter from a book to perform as a rap or to music. Rehearse it several times, you may wish to do practise a little bit each day. Then perform it to someone in your house or on the phone. We would love for you to share these on Seesaw!</p>	<p>French Weekly activity: <u>French Booklet</u> Use the FRENCH – French Booklet to revise some of the French learning that you have done so far this year with Mrs Channon. Choose 1 or 2 pages to complete from the booklet.</p> 	<p>RE Weekly activity: TASK: Make a 'Wanted' poster for someone to be a modern day 'fisher of men'. RESOURCE: RE Wc 18052020 Wanted poster</p>
---	---	--	---	--



Year 3 Home Learning Journey Activities – Week 7



<p>Art Weekly activity: Roman Mosaics</p> <p>Using the design you created last week, create a recycled paper mosaic. You could use food packaging, magazines, newspapers, anything you can find! If you have a garden you could use things from your garden. Post a picture on Seesaw of your creation!</p> 	<p>Topic Weekly activity: Roman Invasions</p> <p>Use the Topic – The Invasions PowerPoint alongside the Topic – Roman Empire Maps to complete this week's topic task and find out how the Roman empire changed over time.</p> 	<p>ICT Weekly activity: Scratch Tutorial</p> <p>https://scratch.mit.edu/projects/editor/?tutorial=all</p> <p>Use the link to the Scratch website. Choose a tutorial and follow the steps shown in the videos. Have a go at your own project.</p>	<p>Handwriting Weekly activity: Poetry Practise</p> <p>Choose one the poems from the HANDWRITING – Poetry Practise Sheets.</p> <p>Have a go at writing the poem in your neatest joined handwriting. You should try to write this straight into your exercise book rather than on the sheets.</p>	<p>Music Weekly activity:</p> <p>Visit http://www.sfskids.org/play/ where there are two games for you to play.</p> <p>In Star Catcher, use the music to guide and capture all the stars in the sky.</p> <p>In Mood Journey, listen to the music and show what you feel through words and pictures.</p>
<p>Optional extra activities:</p> <p>TT Rockstars</p> <p>Sumdog</p> <p>Year 3/4 spelling list</p>				