



Year 3 Home Learning Journey Activities - W/C 08.06.20







Reading (15 minutes)		Writing (30 minutes)	Maths (30 minutes)
<p>Read for 15 minutes, then chose one activity</p> <ul style="list-style-type: none"> 📖 Collect a word bank from a book and look up definition. 📖 Design a character map for a character from your book. 📖 Write a book review. 	<p>Monday</p>	<p>10 minutes: Spelling Tutor 20 Minutes: Roman Chariot Races</p> <p>Main Task: Research Roman charioteers, chariots and races that took place at the time of the Romans. Write your findings as short bullet-point notes.</p> <p>Read the pages of Romans of the Rampage (Jeremy Strong) and use these websites to help you: https://www.unrv.com/culture/chariot-races.php https://www.bbc.co.uk/bitesize/topics/zwmpfg8/articles/z2sm6sg</p> <p>Use the questions on the Literacy - Chariot Questions sheet to guide your research.</p>	<p>We are now using The Oak Academy Lessons for our Maths learning.</p> <p>To identify perpendicular lines</p> <p>https://www.thenational.academy/year-3/maths/to-identify-perpendicular-lines-year-3-wk5-1</p>
<ul style="list-style-type: none"> 📖 Write an alternative ending or chapter for a book. 📖 Read dramatically or perform for someone. 	<p>Tuesday</p>	<p>10 minutes: Spelling Tutor 20 Minutes: BBC Bitesize Daily Lesson (English): Investigating Dictionaries 09.06.20</p> <p>https://www.bbc.co.uk/bitesize/tags/zmyxxyc/year-3-and-p4-lessons/1</p> <p>Have a go at this online lesson made by BBC Bitesize. Watch the video/s and complete the activities.</p>	<p>We are now using The Oak Academy Lessons for our Maths learning.</p> <p>To draw perpendicular lines</p> <p>https://www.thenational.academy/year-3/maths/to-draw-perpendicular-lines-year-3-wk5-2</p>
	<p>Wednesday</p>	<p>10 minutes: Spelling Tutor 20 Minutes: Roman Charioteering</p> <p>Main task: Create a fact sheet with the title 'Roman Charioteering' to present your findings from Monday.</p> <p>Get creative with displaying your information. You can use colour, different font styles or sizes, labelled drawings or printed pictures to make your fact page stand out.</p>	<p>We are now using The Oak Academy Lessons for our Maths learning.</p> <p>To identify and explain parallel lines</p> <p>https://www.thenational.academy/year-3/maths/to-draw-perpendicular-lines-year-3-wk5-2</p>



	<p style="font-size: 2em; font-weight: bold;">Thursday</p>	<p>10 minutes: Spelling Tutor 20 Minutes: Chariot Race Chants</p> <p>Main Task: Chariot races would've been <i>very</i> noisy events! People would've been cheering, shouting and chanting. Have you heard chanting at sports events, races or even at sports day?</p> <p>A chant is a song, rhyme or something that is repeated over and over again. At chariot races it would've been likely that you'd hear crowds shouting out chants to cheer on their favourite teams. Here is an example:</p> <p><i>Everywhere we go, We all shout, 'Bravo!' Watch the red team win! See the wheels spin! Hurrah the Reds!</i></p> <p>Have a go at writing your own chant or song for a chariot race today.</p> <p>★ Star challenge: If you're feeling brave, video a performance of your chant and upload to SeeSaw. Remember to share positive comments to other's chants. You even make a flag or banner for your performance!</p>	<p>We are now using The Oak Academy Lessons for our Maths learning.</p> <p>To revise parallel and perpendicular lines</p> <p>https://www.thenational.academy/year-3/maths/to-revise-parallel-and-perpendicular-lines-year-3-wk5-4</p>
	<p style="font-size: 2em; font-weight: bold;">Friday</p>	<p>10 minutes: Spelling Tutor 20 Minutes: BBC Bitesize Daily Lesson (Reading)</p> <p>'Kensuke's Kingdom' by Michael Morpurgo 12.06.20</p> <p>https://www.bbc.co.uk/bitesize/tags/zmyxyc/year-3-and-p4-lessons/1</p> <p>Have a go at this online lesson made by BBC Bitesize. Watch the video/s and complete the activities.</p>	<p>We are now using The Oak Academy Lessons for our Maths learning.</p> <p>To identify rectangles including squares</p> <p>https://www.thenational.academy/year-3/maths/to-identify-rectangles-including-squares-year-3-wk5-5</p>



Because Rainbow Class will be completing specific lessons on each day of the week, you should try to complete these lessons on the correct day. This way, if you attend Rainbow Class on some days, you won't end up doing the same lesson twice. As a core subject, RE activities should be completed each week. There will be a new RE activity set next week.

<p style="text-align: center;">Monday Science</p> <p>WALT explore light diffraction.</p> <p>Use the Science - Rainbow Spinners sheet to follow the instructions and make your own rainbow spinner. What do you think you will see when you use certain combinations of colours in the circle?</p> <p> Star Challenge: Draw a diagram of your spinner and write your own sentences to explain how it works. Alternatively, film your spinners in action, add a voice over to explain how they work and upload your video to SeeSaw.</p>	<p style="text-align: center;">Tuesday Topic</p> <p>WALT: ask questions and find answers about the past (Boudicca)</p> <p>Task: First, watch the two videos to find out about Boudicca: https://www.bbc.co.uk/teach/class-clips-video/story-of-britain-boudicca-and-the-roman-invasion/zmyhf4j https://www.bbc.co.uk/bitesize/topics/zkrkscw/articles/zhn6cqt</p> <p>Then answer the questions on the Topic - Boudicca questions sheet.</p> <p> Star challenge: If you could interview Boudicca, what questions would you like to ask her?</p>	<p style="text-align: center;">Wednesday PE</p> <p>Have a go at this week's Specsavers 'Virtual' Sussex School Games activities. Information on what this week's sport and activities are can be found here.</p> <p>If you can, please upload your scores at www.sussexschoolgames.co.uk by midday 12pm on Friday 12th June.</p> <p style="text-align: center;"></p>
<p style="text-align: center;">Thursday RE</p> <p>WALT: write a recipe of what makes a great teacher</p> <p>Task: Listen to the Gospel singers: https://www.youtube.com/watch?v=cmvwZ2S_S9A</p> <p>Thinking back to the story you read about Peter and Andrew, did they listen to Jesus? Why do you think that? TASK: Create your own recipe for what makes a great teacher. Then revisit the mindmap you</p>	<p style="text-align: center;">Friday Art</p> <p>WALT create rainbow art inspired by Kandinsky</p> <p>Russian painter, Wassily Kandisky, was a pioneer of abstract art. Abstract art focuses on colours, shapes and texture.</p> <p>Can you use the colours of the rainbow to create your own version of Kandinsky's 'Squares with Concentric Circles'?</p> <p>Use the Art - Kandinsky sheet for more details.</p> <p> Star Challenge: Use the Art - Colour Wheel to choose contrasting or complementing colours for your concentric circles.</p>	<p style="text-align: center;">Additional activities:</p> <p>Spellings: Have a go at this spelling quiz: https://www.bbc.co.uk/bitesize/topics/zt62mnb/articles/z7skdxs</p> <p>Times Tables: There are lots of great times tables and resources for you to investigate here: https://www.twinkl.co.uk/resource/t2-m-2397-times-tables-games</p> <p>RAK (Random Act of Kindness): Make a list of things that you are grateful for with your family and put it somewhere that you can all see it (e.g. on the fridge).</p>



Year 3 Home Learning Journey Activities - W/C 08.06.20



<p>made at the beginning of this unit and add anything you have learned about 'What kind of world did Jesus want?'</p> <p>RESOURCE: Wc 08062020 Teacher Recipe</p>		
--	--	--